

Sherwood Elementary

WELCOME
FAMILIES!



ABOUT OUR SCHOOL

Sherwood Elementary School
2541 Post Road
Melbourne, FL 32935
PH: (321) 254-6424
Fax: (321) 877-0956

Principal:
Sandra Marines

Assistant Principal:
Danielle Lavelle

VISION

The vision of Sherwood is to meet the academic and social-emotional needs of all students.

MISSION

Sherwood Elementary School, in partnership with the community and families, will strive to provide a rigorous and nurturing learning environment which fosters respect, responsibility, and safety.



**SANDRA MARINES
PRINCIPAL**

GREETING FROM OUR PRINCIPAL

We are excited for the new school year at Sherwood Elementary, where we always shoot for the STARS! We look forward to working with you and seeing your child grow throughout this school year. Our school has a dynamic learning community of amazing students, talented teachers and staff, supportive parents, and engaged community members. Together, we will continue to take care of our most valuable resource...our children! We value your support and partnership throughout this journey to ensure a successful year.



DANIELLE LAVELLE
ASSISTANT PRINCIPAL

MEET OUR NEW ASSISTANT PRINCIPAL!

Hello Sherwood Family! It is my honor to introduce myself as the Assistant Principal of Sherwood Elementary School. I am thrilled to be continuing my educational leadership with Brevard Public Schools as an Archer. I am dedicated to ensuring every child is taught with excellence as the standard. I am a firm believer that by building positive relationships with students, families, and our incredible staff, we can motivate and inspire one another to reach our goals and maintain high expectations. I look forward to building our family and community partnerships here at Sherwood in the coming school year!

WE LOVE OUR VOLUNTEERS!

Volunteers play an important role in the daily operations of Brevard Public Schools. We appreciate all the help our volunteers give our students, teachers and schools. To ensure the safety of our children, all volunteers must undergo certain safety checks with an online application, fingerprinting, and a Level II background check.



HOW DO I BECOME A VOLUNTEER?

1

FILL OUT AN APPLICATION ONLINE.

2

VISIT THE OFFICE OF DISTRICT & SCHOOL SECURITY TO GET FINGERPRINTED.

3

DISTRICT & SCHOOL SECURITY WILL CONTACT YOU ONCE YOU HAVE PASSED THE LEVEL II BACKGROUND CHECK, APPROVING YOUR APPLICATION.

Scan me



JOIN ONE OF OUR TEAMS!



S.A.C. SCHOOL ADVISORY COUNCIL




- Meets 4th Thursday of the month
- Be a part of the School Improvement Process
- Assist in making decisions for the school
- You do NOT have to be a member to attend!

The council is composed of the Principal and a balanced number of elected school staff, and parents, along with appointed business and community members.

P.T.O. PARENT TEACHER ORGANIZATION



- Meets 2nd Wednesday of the month
- Support various school activities, events, and projects
- Help raise money to improve our school
- Parent involvement promotes student engagement!




The Parent Teacher Organization is made up of School Staff and Families.

P.B.I.S. POSITIVE BEHAVIORAL INTERVENTIONS & SUPPORTS



- Meets 3rd Thursday of the month
- Help us plan events/incentives that promote positive behavior within our school
- Our goal is to provide a safe learning environment for all!



The Positive Behavioral Interventions & Support Team is made up of School Staff and Families.

ADDITIONAL VOLUNTEER OPPORTUNITIES



Boosterthon

OUR FIRST EVENT OF THE YEAR IN OUR ANNUAL FUN RUN!

STUDENTS RUN/WALK TO HIGH-ENERGY MUSIC WHILE BEING CHEERED ON AND HAVING FUN!

STUDENTS AND THEIR FAMILIES HELP US RAISE MONEY FOR SCIENCE, STEM, FIELD TRIPS, AND TECHNOLOGY TO STRENGTHEN ACADEMICS AND SCHOOL COMMUNITY.




Parent Nights

WE HOST SEVERAL FAMILY FUN EVENTS THROUGHOUT THE YEAR.

WE LOVE SEEING OUR FAMILIES COME TOGETHER TO HAVE A LITTLE FUN WHILE SUPPORTING THEIR CHILD'S EDUCATION!

WE OFTEN NEED ADDITIONAL HANDS, BEYOND SCHOOL STAFF, TO MAKE THESE EVENTS SUCCESSFUL.



Field Trips

EVERY GRADE LEVEL PARTICIPATES IN AT LEAST ONE FIELD TRIP EACH YEAR.

CHAPERONE'S ARE ALWAYS NEEDED BUT SOMETIMES LIMITED.

REACH OUT TO YOUR CHILD'S TEACHER TO FIND OUT ABOUT WHAT FIELD TRIPS ARE PLANNED FOR YOUR CHILD(REN) THIS YEAR.



School Clubs

WE OFFER A VARIETY OF SCHOOL CLUBS FOR STUDENTS HERE AT SHERWOOD.

WHILE CLUBS ARE FOR STUDENTS ONLY, WE OFTEN NEED REGISTERED VOLUNTEERS TO CHAPERONE COMPETITIONS AND/OR PERFORMANCES.

IF YOUR CHILD IS PARTICIPATING IN A CLUB, CONTACT THE CLUB ORGANIZER TO SEE IF VOLUNTEERS ARE NEEDED.



Parent Lunches

PARENTS ARE INVITED TO JOIN THEIR CHILD FOR LUNCH ON SELECT WEDNESDAYS AND FRIDAYS.

WE ARE EXCITED TO GIVE PARENTS THIS OPPORTUNITY, HOWEVER, WE NEED REGISTERED VOLUNTEERS TO SUPERVISE!

SUPERVISION IS BROKEN UP INTO THREE 50 MINUTE ROTATIONS.



Mentor

MENTORING IS ONE OF THE MOST REWARDING EXPERIENCES YOU CAN HAVE WITH BREVARD PUBLIC SCHOOLS.

MEETINGS WILL HAPPEN DURING THE SCHOOL DAY ON CAMPUS. WE ARE LOOKING TO FOR 5 MENTORS.

LET US KNOW IF YOU ARE WILLING!

SCHOOL SURVEYS



Parents/Guardians

PARENT
SURVEY



Students

YOUTH TRUTH
SURVEY



Teachers & Faculty

INSIGHT
SURVEY

Do you feel welcomed at your child's school?
Yes 95%. (same to last year)

Attending parent meetings/event:
Never attended- 6.5%. (Down 8% from last year)

Meetings/activities they would like to participate in:
Family fun nights 73%. (same to last year)
Math Strategies 42%.
Reading Strategies 41%.

Family engagement resources would you use if provided:
Academic support 70%.
Workshops to manage behaviors at home 45%.
(up 11% from last year)

Focus access per month:
Never: 25%. (Down 16% from last year)

PARENT SURVEY

PARENT SURVEY

Glow



“Such a good place for kids to learn. The staff is positive and they mentor kids when they struggle. I feel like the teacher cares about my student.”

“We love all the staff at this school. They go out of their way to personalize their relationships with each student and it shows.”

“They (staff) are professional, committed, always seem happy and make safety a priority.”

“The staff at Sherwood is truly amazing. They are energetic and fun to be around. My child feels very well taken care of and has felt like he is in a safe learning environment.”

RCA

APTT Nights better than Traditional Parent Conferences

Fun events

Communication from teachers

School family



PARENT SURVEY


Grows



Parent volunteer information and opportunity

Dates for events given in advance (school wide and for classrooms)

Consistent communication about grades/grades being inputted in Focus

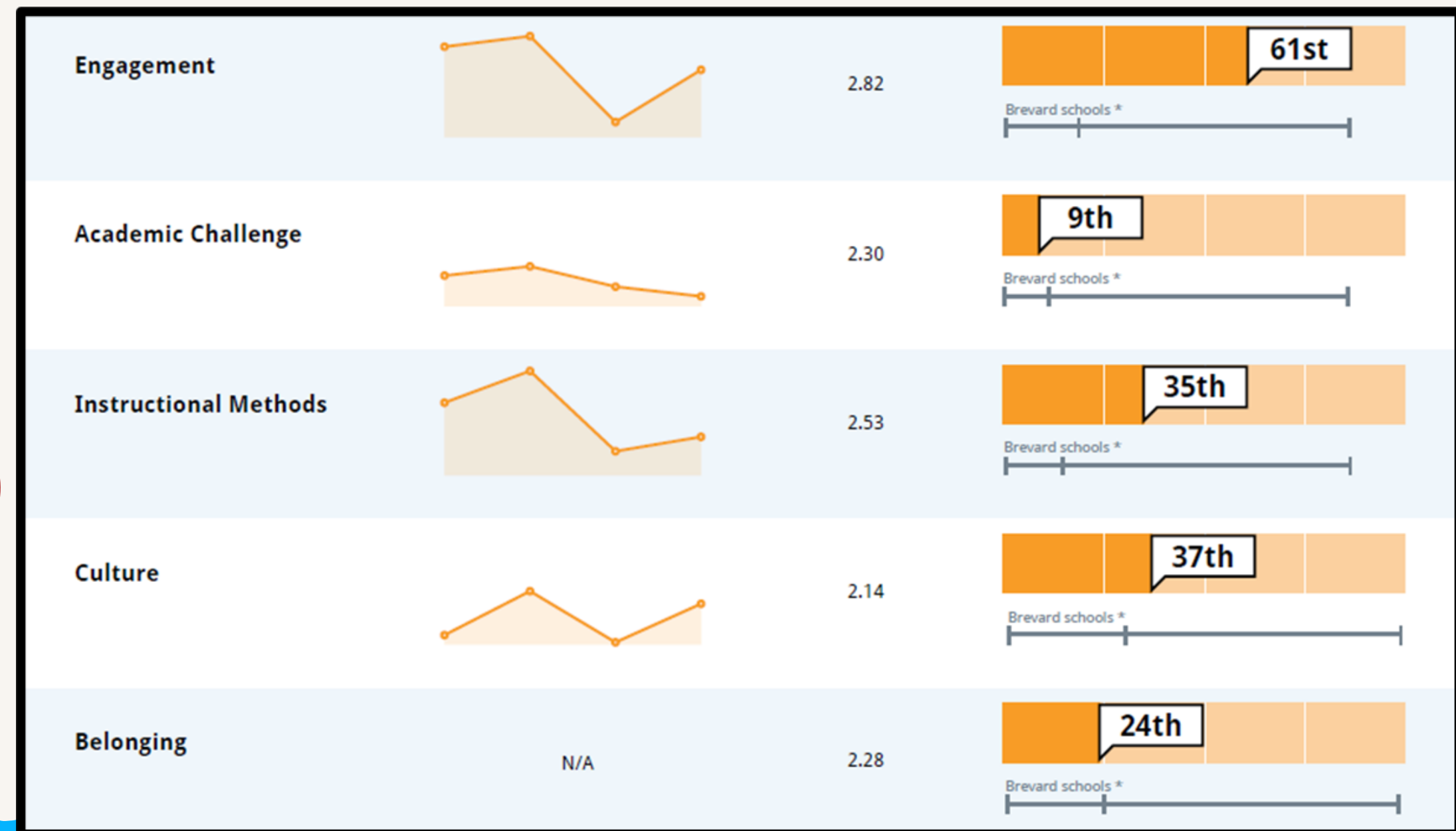


YOUTH TRUTH SURVEY

- Highest growth was in Culture 7% to 23%


- Increase in almost ALL main categories

- ALL cohorts went up under Engagement



YOUTH TRUTH SURVEY

Where do we GLOW?



How could we GROW?



Selected Cohort: Typical Brevard school *

Summary Measure	Your School - Jan 2023	Your School - Jan 2022	Your School - Jan 2021	Your School - Jan 2020	Typical YouthTruth school	Typical Brevard school *
Engagement	89%	84%	94%	91%	88%	84%
Academic Challenge	38%	42%	51%	43%	49%	40%
Relationships	74%	76%	86%	78%	78%	71%
Culture	23%	7%	29%	11%	23%	20%
Instructional Methods	61%	60%	74%	67%	61%	53%
Belonging	32%	N/A	N/A	N/A	34%	30%

INSIGHT SURVEY

- Increased in ALL domains
- Higher than BPS Average AND BPS Top Quartile scores
- Biggest increase:
Academic Opportunity 8.7
(increase by 1.0)
- Highest score:
Evaluation 9.2 (increase by .4)

	Winter 2022	Winter 2023	Brevard Avg	Brevard Top Quartile
Learning Environment	7.3	8.1	4.9	6.9
Peer Culture	7.8	8.2	5.5	7.5
Diversity, Equity, and Inclusion	7.5	8.2	5.3	7.1
Hiring Process	7.5	8.4	5.3	6.8
Academic Opportunity	7.7	8.7	5.4	7.2
School Operations	8.1	8.8	5.2	7.0
Instructional Planning for Student Growth	8.3	8.8	5.6	7.4
Leadership	8.5	8.8	5.7	7.4
Observation and Feedback	8.2	8.9	5.7	7.5
Professional Development	8.4	9.0	5.5	7.0
Evaluation	8.8	9.2	6.1	7.7

ELA DATA



School	Grade	2023 Number of Students	2023 Mean Scale Score	2022 Mean Scale Score	2021 Mean Scale Score	Change 2023 to 2022	2023 % Level 3+	2022 % Level 3+	2021 % Level 3+
SHERWOOD	3	75	305	301	299	4	60	49	54
SHERWOOD	4	53	313	310	312	3	51	50	58
SHERWOOD	5	53	322	320	326	2	62	59	60
SHERWOOD	6	58	331	335	334	-4	64	69	67

MATH DATA



School	Grade	Number of Students	2023 Mean Scale Score	2022 Mean Scale Score	2021 Mean Scale Score	Change 2023 to 2022	2023 % Level 3+	2022 % Level 3+	2021 % Level 3+
SHERWOOD	3	75	304	301	290	3	69	58	33
SHERWOOD	4	53	314	308	312	6	60	52	51
SHERWOOD	5	53	327	318	326	9	58	56	62
SHERWOOD	6	58	343	340	330	3	83	84	63

SCIENCE DATA



SCHOOL	Grade	Number of Students	2023 Mean Scale Score	2022 Mean Scale Score	2021 Mean Scale Score	Change 2023 to 2022	2023 Level 3-5	2022 Level 3-5	2021 Level 3-5
SHERWOOD	5	53	203	195	203	8	55	47	49

OVERALL PROFICIENCY



FAST
TESTING

Overall Grades 3-6

Subject	2021-2022	2022-2023
ELA	57%	59%
Math	61%	68%
Science	47%	55%



COMPARISONS



State and County Comparisons ELA				
	3rd	4th	5th	6th
Sherwood	60%	51%	62%	64%
Brevard	56%	61%	59%	61%
State	50%	58%	54%	47%

State and County Comparisons Math				
	3rd	4th	5th	6th
Sherwood	69%	60%	58%	83%
Brevard	60%	61%	55%	67%
State	59%	61%	55%	54%

ELA & MATH



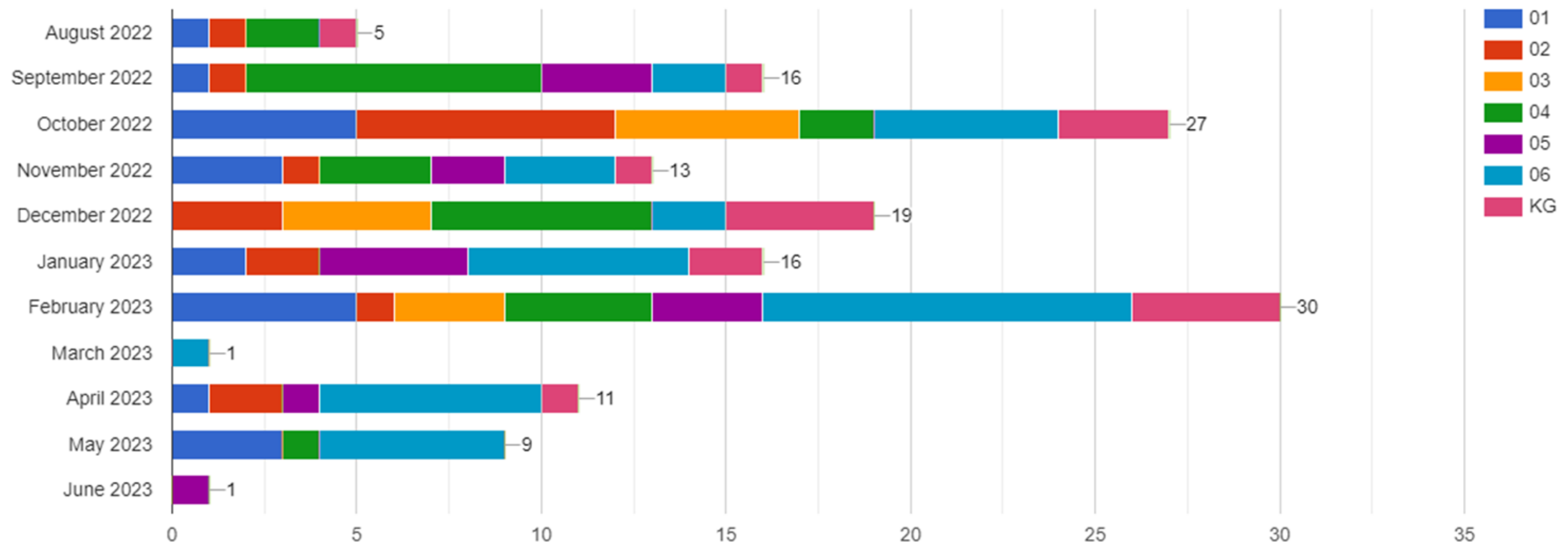
Primary ELA Scores

	Sherwood
Kindergarten	44%
First	34%
Second	69%

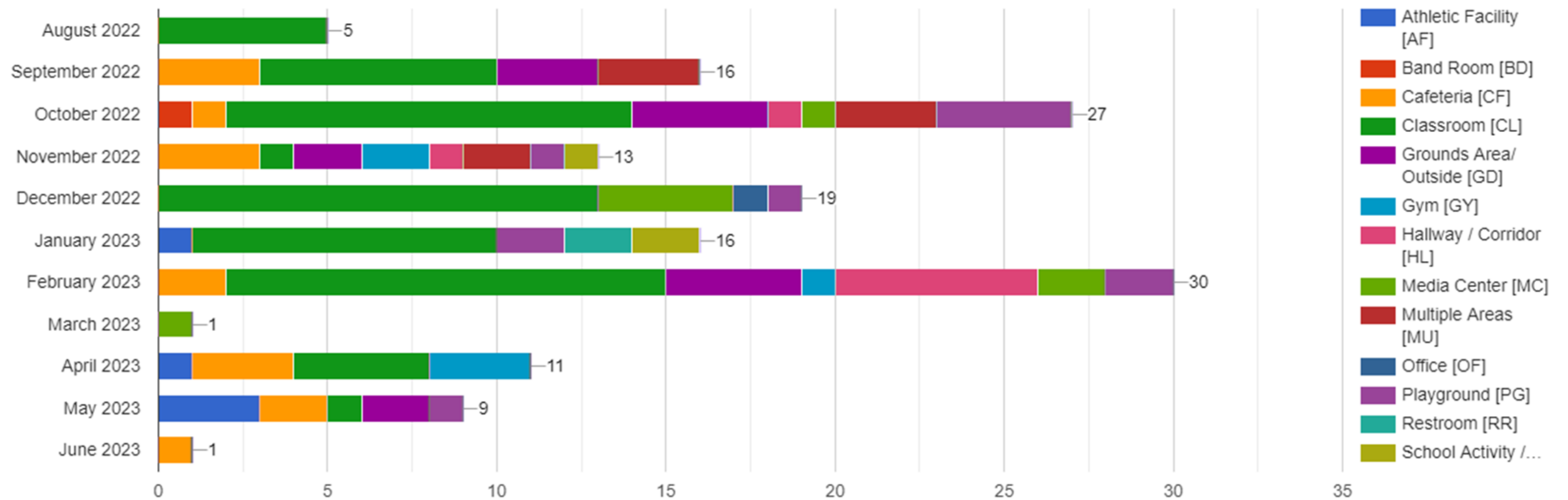
Primary MATH Scores

	Sherwood
Kindergarten	51%
First	61%
Second	63%

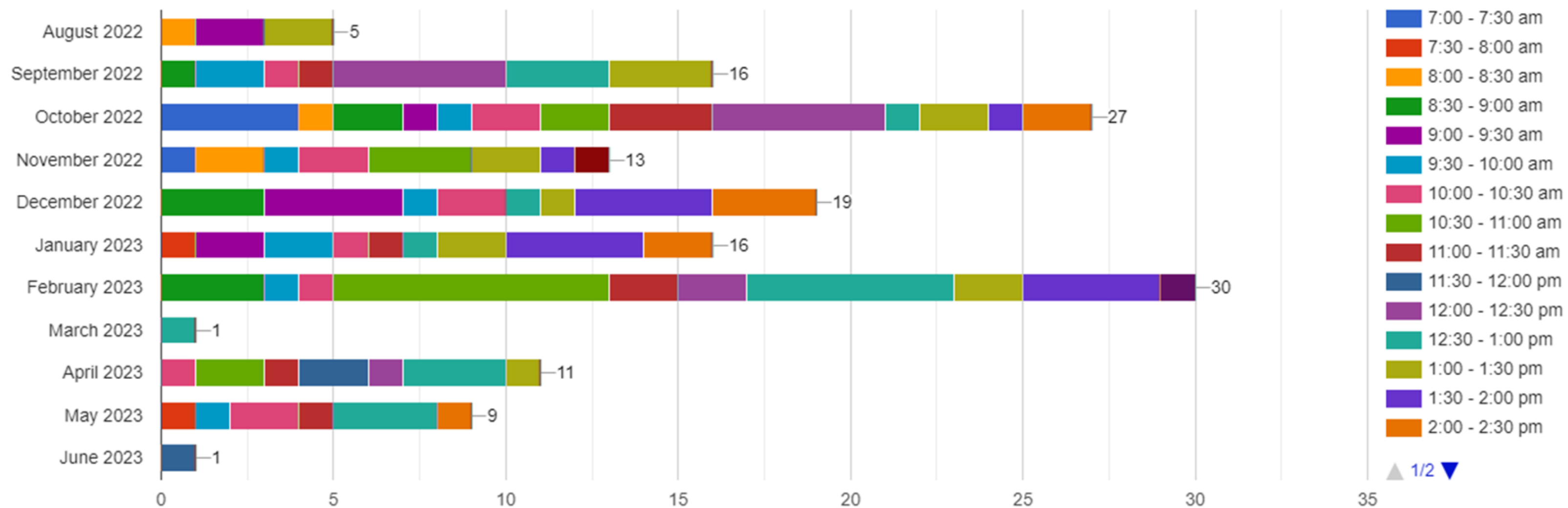
REFFEERALS-GRADE LEVEL



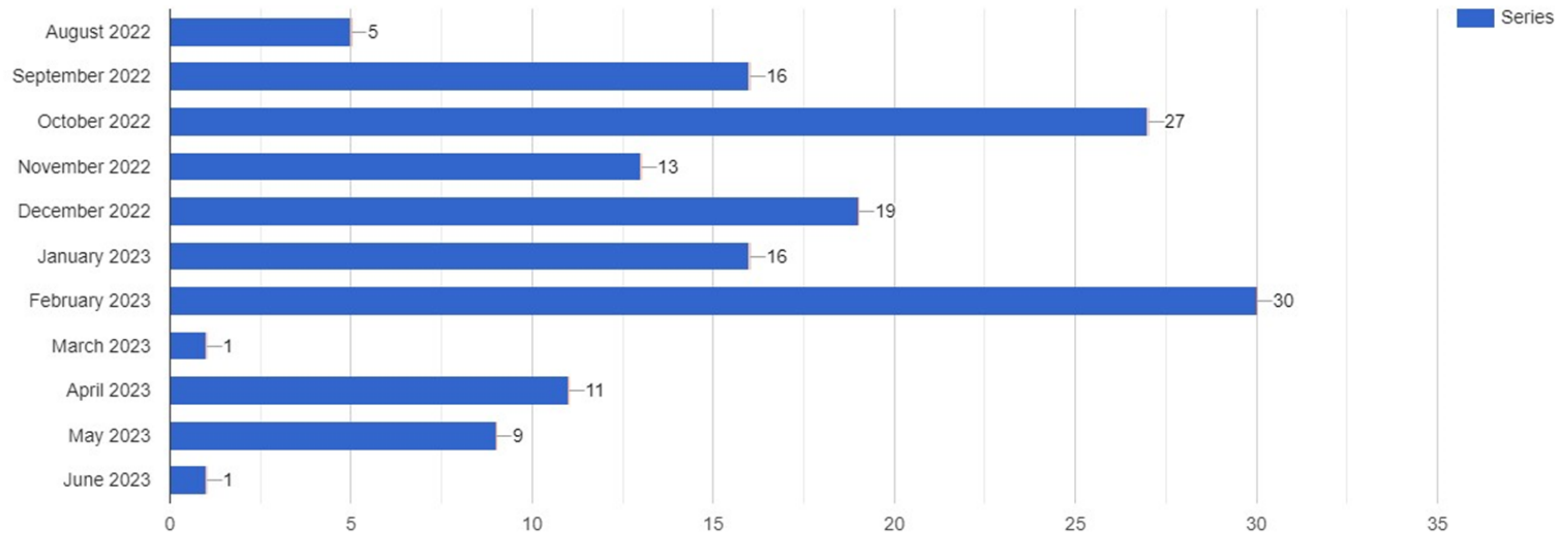
REFERRALS-LOCATION



REFFEERALS-TIME OF DAY



REFFEERALS-TIME OF YEAR





THANKS
FOR
COMING!